



Police Headquarters
Ladgate Lane
Middlesbrough
TS8 9EH

Chair: Mr Peter Race MBE
A/Chief Executive: Mr Jeremy Holderness
T/Chief Constable: Mrs Jacqui Cheer

Tel: 01642 301653
Tel: 01642 301653
Fax: 01642 301495
Tel: 01642 301215

**TITLE: YOUNG PERSON'S POLICING PLAN SUMMARY
QUESTIONNAIRE RESULTS 2011**

AUTHOR: SARAH WILSON, CONSULTATION & PERFORMANCE OFFICER

1 INTRODUCTION

- 1.1 Since 2007 Cleveland Police Authority have run an annual project to 'youth proof' the policing plan summary using young people from disadvantaged or deprived backgrounds. The young people are supported by Just4Youth, a social enterprise owned by West Middlesbrough Neighbourhood Trust, together with Neighbourhood Policing Teams.
- 1.2 The project took place over four days in July 2011, and involved young people from disadvantaged backgrounds, sourced through Coast and Country Housing in Redcar and Cleveland, the Hype Project in Stockton and the West View Project in Hartlepool, together with young people from the Cleveland Police Cadet Scheme, Middlesbrough and Redcar and Cleveland units.
- 1.3 The young people all received ASDAN , 'Activities with Peer Tutoring Awards', which can be used as credits for further education.
- 1.4 The documents produced were distributed in September 2011 to all of the secondary schools and colleges in the Cleveland area. In Middlesbrough this was done by the Schools Liaison Officer, in the other Districts the Neighbourhood Policing Teams completed the distribution.
- 1.5 As in previous years the back page of the summary was a freepost questionnaire focusing on crime and anti-social behaviour concerns and confidence in policing. The following report outlines the results of the questionnaire.

2 KEY FINDINGS

- 2.1 Across the whole Cleveland area the top three crime concerns were house burglary, criminal damage and robbery/mugging. Drugs were also a key concern in all areas. These top priorities remain consistent with last year's consultation.
- 2.2 The top three crime concerns remained similar across all four BCUs, with house burglary featuring as a key concern in all areas. Criminal damage was a particular concern in both Stockton and Redcar and Cleveland and robbery was more of a concern in Middlesbrough and Hartlepool than in other areas.
- 2.3 Across the whole Cleveland area the top three anti-social behaviour concerns were teenagers hanging around the streets, rubbish/litter and vandalism and graffiti. These are the same top concerns as in previous years.
- 2.4 These top three concerns remained roughly the same across all four BCUs, although noisy neighbours was a particular issue in Hartlepool, and vandalism and graffiti was more of a concern in Stockton than in other areas.
- 2.5 Across the whole Cleveland area confidence had risen slightly since 2010, from 42% to 43.5%. Confidence had risen in all areas except Hartlepool, although last year very few returns were received from Hartlepool so their results could not be considered statistically significant.
- 2.6 The young people questioned through this consultation expressed lower levels of confidence than adults questioned through the Local Public Confidence Survey and the British Crime Survey, however the high proportion of don't know answers in this survey could account partly for the lower confidence levels.

3 RESULTS




Demographics

- 3.1 52,000 documents were distributed, and 3692 people returned the questionnaire. This is a substantial decrease on the previous year, when 4982 completed responses were received.
- 3.2 Response rates across the four BCUs differed considerably. Of the 3692 completed questionnaires, 1489 (40.3%) were from Hartlepool, 1069 (29%) were from Middlesbrough, 745 (20.2%) were from Stockton and 389 (10.5%) were from Redcar and Cleveland. Results can therefore be considered statistically significant both at Force and BCU level.

Crime Concerns

- 3.3 Respondents were asked which three types of crime most affected them from the following list:
- House burglary
 - Car crime
 - Drugs
 - Robbery and mugging
 - Criminal damage
 - Racist incidents
 - Domestic violence
 - Other
- 3.4 Across the whole Cleveland area the top three crime concerns were house burglary (19.5%), criminal damage (17.4%) and robbery/mugging (16%). Drugs was also a key concern in all areas. These top priorities remain consistent with last years consultation.
- 3.5 The top three concerns remained similar across all four BCUs, with house burglary featuring as a key concern in all areas. Criminal damage was a particular concern in both Stockton and Redcar and Cleveland and robbery was more of a concern in Middlesbrough and Hartlepool than in other areas. Table 2.1 below shows the full results of the question compared to the previous year's results:

Table 2.1 Crime Concerns

	Percentage (%)									
	Force		H		M		R&C		S	
	2011	2010	2011	2010	2011	2010	2011	2010	2011	2010
House burglary	19.5	19.4	19.6	17.0	20.8	19.9	19.8	17.3	17.3	19.2
Criminal damage	17.4	17.1	17.3	19.3	15.0	16.5	20.8	19.6	19.3	17.5
Drugs	15.9	15.2	15.9	19.3	15.4	14.7	14.8	17.1	17.0	15.5
Robbery/mugging	16.0	14.2	15.9	13.5	16.4	14.3	14.2	13.9	16.9	14.0
Car crime	11.0	11.4	11.7	10.9	10.1	11.6	12.3	13.8	10.4	10.6
Racism	8.6	9.9	7.5	6.8	10.7	11.1	7.4	7.2	8.6	8.6
Domestic violence	9.0	9.4	9.8	10.6	9.3	8.6	7.3	8.4	7.9	11.1
Other	2.5	3.4	2.2	2.6	2.4	3.4	3.5	2.8	2.7	3.6
1 st priority										
2 nd priority										
3 rd priority										

- 3.6 A variety of issues were listed in the Other section of the question, the most popular responses being:
- Violent crime
 - Murder
 - Rape and other sexual offences
 - Drunk and disorderly behaviour
 - Anti-social behaviour
 - Gangs of youths causing disturbance
 - Underage drinking
 - Bullying
 - Verbal abuse

Anti-Social Behaviour Concerns

- 3.7 Respondents were next asked which three types of anti-social behaviour most affected them from the following list:
- Noisy neighbours or loud parties
 - Teenagers hanging around the streets
 - Rubbish or litter lying around
 - Off road motor bikes
 - Vandalism, graffiti
 - People being attacked or harassed because of their skin colour, ethnic origin or religion¹
 - People using or dealing drugs
 - Domestic violence
 - Other
- 3.8 Across the whole Cleveland area the top three anti-social behaviour concerns were teenagers hanging around the streets (18.7%), rubbish/litter (14.8%) and vandalism and graffiti (14.1%). These are the same top concerns as in previous years.
- 3.9 These top three concerns remained roughly the same across all four BCUs, although noisy neighbours was a particular issue in Hartlepool, and vandalism and graffiti was more of a concern in Stockton than in other areas.
- 3.10 The young people's anti-social behaviour concerns matched those raised by adults questioned through the Local Public Confidence Survey. Table 2.2 below shows the full results of the question compared to the previous year's results:

¹ This category will be referred to as racism for the remainder of the report

Table 2.2 Anti-Social Behaviour Concerns

	Percentage (%)									
	Force		H		M		R&C		S	
	2011	2010	2011	2010	2011	2010	2011	2010	2011	2010
Teenagers	18.7	19.7	19.6	21.1	17.1	20.5	19.8	18.5	18.5	18.5
Rubbish or litter	14.8	14.7	15.3	15.1	14.3	15.0	15.3	17.1	14.5	13.8
Vandalism, graffiti	14.1	13.6	13.2	13.6	13.5	13.1	15.2	13.3	15.8	14.6
Noisy neighbours	12.8	13.1	13.4	11.7	12.9	13.2	11.2	13.3	12.3	13.0
Racism	11.7	11.3	11.9	10.4	13.2	11.2	9.4	9.3	10.4	12.1
Drugs	12.2	11.1	12.5	15.5	11.8	10.3	12.5	13.0	11.9	11.6
Off road bikes	7.4	8.7	5.9	5.0	8.3	9.4	8.5	8.6	8.6	7.9
Domestic violence	7.6	6.9	7.6	6.9	8.2	6.6	7.1	6.0	6.8	7.5
Other	0.8	0.9	0.7	0.6	0.7	0.7	1.1	0.8	1.2	1.1

1st priority 
 2nd priority 
 3rd priority 

- 3.11 The issues raised in the Other section of the question were predominantly the same as those raised in Crime/Other, the most popular responses being:
- Street drinking, both adult and underage
 - Violence
 - Bullying and harassment
 - Gangs of youths
 - Dog fouling
 - Fireworks

National Confidence Measure

- 3.12 Although the national confidence measure has now been removed by the Home Office, public confidence in policing remains a priority for the Force and Authority, and confidence in policing is routinely measured through a variety of consultation methods.
- 3.13 The confidence measure question focuses on the percentage of people who think that the police and council are dealing with the crime and anti-social behaviour issues that matter in their area. This consultation gave simplified options of 'yes', 'no' and 'don't know'².
- 3.14 Overall across the whole Cleveland area 43.5% of the young people felt that the police and council dealt with the issues that mattered. 24.2% answered no to this question and 32.3% stated that they didn't know. Confidence in policing had increased slightly since 2010, when 42% of those questioned expressed confidence.

² The British Crime Survey and Local Public Confidence survey give options from 'strongly agree' to 'strongly disagree'

- 3.15 Confidence ranged from 51.4% in Stockton to 40.1% in Middlesbrough, with Redcar and Cleveland and Hartlepool rating 43.1% and 42.2% respectively. Confidence had risen since 2010 in all areas except Hartlepool, although last year very few returns were received from Hartlepool so their results could not be considered statistically significant.
- 3.16 The young people questioned through the survey had lower levels of confidence than adults questioned through the Local Public Confidence Survey (73%) and through the British Crime Survey (63.1%). However, far more young people were unsure regarding this question, which could account partly for the lower confidence levels. Table 2.3 below shows the full results of the question compared to the previous year's results:

Table 2.3 Confidence Measure Question

	Percentage (%)									
	Force		H		M		R&C		S	
	2011	2010	2011	2010	2011	2010	2011	2010	2011	2010
Yes	43.5	42.0	42.2	48.6	40.1	38.8	43.1	35.4	51.4	48.3
No	24.2	24.5	25.4	28.6	23.8	27.3	26.1	29.3	21.3	18.6
Don't Know	32.3	33.5	32.4	22.9	36.1	33.9	30.8	35.4	27.3	33.1